

RESOLUTION NO. CC-0004-39

**A RESOLUTION OF THE CITY COUNCIL
OF THE CITY OF LAWNSDALE, CALIFORNIA,
RECITING THE FACT OF THE GENERAL MUNICIPAL ELECTION
HELD ON APRIL 11, 2000, DECLARING THE RESULTS AND
SUCH OTHER MATTERS AS PROVIDED BY LAW**

WHEREAS, a General Municipal Election was held and conducted in the City of Lawnsdale, California, on Tuesday, April 11, 2000, as required by law; and

WHEREAS, notice of the election was given in time, form and manner as provided by law; that voting precincts were properly established; that election officers were appointed and that in all respects the election was held and conducted and the votes were cast, received and canvassed and the returns made and declared in time, form and manner as required by the provisions of the Elections Code of the State of California for the holding of elections in general law cities; and

WHEREAS, pursuant to Resolution No. CC-9912-97, adopted December 6, 1999, the City Clerk canvassed the returns of the election and has certified the results to the City Council, the results are received, attached and made a part hereof as Exhibit "A".

NOW, THEREFORE, THE CITY COUNCIL OF THE CITY OF LAWNSDALE, CALIFORNIA, DOES HEREBY RESOLVE AS FOLLOWS:

SECTION 1. That the whole number of ballots cast in the City, except absent voter and provisional ballots was 700.

That the whole number of ballots cast in the City (including absent voter and provisional ballots) was 1,095.

SECTION 2. That the names of persons voted for at the election for Mayor - Two Year Term are as follows:

Harold E. Hofmann
Angelina Gomez Moller

That the names of persons voted for at the election for Member of the City Council - Four Year Term are as follows:

Nancy L. Mckee
David J. Murry, Sr.
Neil K. Roth

SECTION 3. That the number of votes given at each precinct and the number of votes given in the City to each of the persons above-named for the respective offices for which the persons were candidates are as listed in Exhibit "A" attached.

SECTION 4. The City Council does declare and determine that:


Harold E. Hofmann was elected as Mayor for the full term of two years
Nancy L. McKee was elected as Member of the City Council for the full term of four years
Neil K. Roth was elected as Member of the City Council for the full term of four years

SECTION 5. The City Clerk shall enter on the records of the City Council of the City a statement of the result of the election showing: (1) the whole number of ballots cast in the City; (2) the names of the persons voted for; (3) for what office each person was voted; (4) the number of votes given at each precinct to each person; and (5) the total number of votes given to each person.

SECTION 6. That the City Clerk shall immediately make and deliver to each of the persons so elected a Certificate of Election signed by the City Clerk and authenticated; that the City Clerk shall also administer to each person elected the Oath of Office prescribed in the Constitution of the State of California and shall have them subscribe to it and file it in the Office of the City Clerk. Each and all of the persons so elected shall then be inducted into the respective office to which they have been elected.

SECTION 7. That the City Clerk shall certify to the passage and adoption of this Resolution and enter it into the book of original resolutions.

PASSED, APPROVED AND ADOPTED this 25th day of April, 2000.


Harold E. Hofmann, Mayor

ATTEST:

STATE OF CALIFORNIA)
COUNTY OF LOS ANGELES) SS
CITY OF LAWNSDALE)

I, Pamela L. Giamario, Acting City Clerk of the City of Lawndale, California, do hereby certify that the foregoing Resolution No. CC-0004-39 was duly approved and adopted by the City Council of the City of Lawndale at an adjourned regular meeting of said Council held on the 25th day of April, 2000, by the following roll call vote:

AYES: Hofmann, Roth, Rudolph, McKee
NOES: None
ABSENT: Rhodes
ABSTAIN: None



Pamela L. Giamario, Acting City Clerk

EXHIBIT "A"
CITY CLERK'S CERTIFICATE OF CANVASS

I, Pamela L. Giamario, Acting City Clerk of the City of Lawndale, authorized by Resolution No. CC-9912-97, adopted by the City Council on December 6, 1999, do certify that I have canvassed the returns of the General Municipal Election held on April 11, 2000, and find that the number of votes given at each precinct and the number of votes given in the City to persons voted for, and the respective offices for which the persons were candidates were as follows:


VOTES CAST

| Precinct | MAYOR | | MEMBER OF THE CITY COUNCIL | | |
|-------------------------------|-------------------|-----------------------|----------------------------|--------------|---------------------|
| | Harold E. Hofmann | Angelina Gomez Moller | Nancy L. McKee | Neil K. Roth | David J. Murry, Sr. |
| 1 | 143 | 59 | 149 | 131 | 61 |
| 4 | 73 | 67 | 110 | 99 | 43 |
| 6 | 104 | 45 | 114 | 88 | 46 |
| 12 | 62 | 47 | 83 | 68 | 30 |
| 14 | 64 | 34 | 76 | 55 | 34 |
| AV's - 1st run | 259 | 103 | 283 | 260 | 78 |
| AV's - 2nd run & Provisionals | 15 | 12 | 21 | 13 | 10 |
| TOTAL VOTES CAST | 720 | 367 | 836 | 714 | 302 |

VOTER TURNOUT

| | PRECINCTS | | | | | TOTAL |
|--------------------------|-----------|-------|-------|-------|-------|--------|
| | 1 | 4 | 6 | 12 | 14 | |
| Ballots Cast at Precinct | 203 | 140 | 150 | 109 | 98 | 700 |
| AV & Prov Ballots Cast | 107 | 68 | 78 | 47 | 95 | 395 |
| Total Ballots Cast | 310 | 208 | 228 | 156 | 193 | 1,095 |
| Registered Voters | 2,865 | 1,888 | 1,944 | 1,984 | 1,863 | 10,544 |
| Voter Turnout | 10.5% | 11.0% | 11.7% | 7.9% | 10.4% | 10.39% |


Pamela L. Giamario, Acting City Clerk


Date



CITY OF LAWNDALE

14717 BURIN AVENUE, LAWNDALE, CALIFORNIA 90260
PHONE (310) 970-2100, FAX (310) 644-4556

DATE: April 25, 2000
TO: Honorable Mayor and City Council
FROM: Vangie Schock, City Manager *[Signature]*
PREPARED BY: Pamela L. Giamario, Acting City Clerk *[Signature]*
SUBJECT: Results of the April 11, 2000 General Municipal Election

BACKGROUND

The City of Lawndale conducts a general municipal election on the second Tuesday of April in each even-numbered year for the purpose of electing a Mayor and two members of the City Council, and in alternate elections, to elect a City Clerk. In accordance with state law, the election process officially begins at least 127 days prior to the election when the City Council adopts resolutions to call for the election and request county services, and ends two weeks subsequent to the election when the City Council declares the results of the election. The following report includes 1) a general description of the election process, including major milestones, 2) a review of election day, 3) a description of the official canvass, and 4) a summary of the results of the election.

STAFF REVIEW

The Election Process

The City Clerk's Department began preparing for the April 2000 election in the summer of 1999 by undertaking a comprehensive review of the 1998 municipal election files, the department's procedures manual, materials for candidate handbooks, and state laws related to the conduct of elections. In November, two staff members attended an election seminar hosted by election suppliers Martin & Chapman Co., placed orders for supplies and equipment, and prepared reports and resolutions for presentation to the City Council.

On December 6, 1999, the City Council adopted a series of five resolutions which officially initiated the election process. These resolutions 1) called and gave notice of the election, to be held on April 11, 2000 for the purpose of electing a Mayor for a two-year term and two Councilmembers for a four-year term, 2) requested that the Los Angeles County Board of Supervisors render specified services to the City relating to the election, 3) adopted certain regulations pertaining to candidates' statements, 4) ordered that the official canvass be made by the elections official, and 5) ordered that a special election be held in the case of a tie vote. Subsequent to the adoption of these resolutions, the City Clerk's Department published and posted a notice of the election.

The candidate nomination period opened on December 20, 1999 and ended on January 14, 2000. During this time period, three individuals were issued nomination papers for the office of Mayor, and six received papers for the office of Councilmember. Each potential nominee individually met with the Assistant City Clerk for approximately one hour, during which time they received and reviewed a 280+ page candidate handbook which included a calendar of important dates, copies of statutes required to be provided to candidates for public office, and all required and optional forms pertaining to their candidacy. By the close of the nomination period, five individuals (Harold E. Hofmann, Angelina Gomez Moller, Nancy L. McKee, David J. Murry, Sr., and Neil K. Roth) had submitted nomination papers, all of which were eventually qualified by verifying the signatures of each petition signer against voter registration records in the L.A. County Registrar-Recorder's office. On January 20, 2000, the Secretary of State determined the order of names on the ballot through a random drawing and the candidates were informed in writing of the results of the drawing.

During the period from January 21 through March 12, the City Clerk's Department engaged in the following activities: 1) published and posted notices as required by state law, 2) directed the efforts of Martin & Chapman Co. in preparing and mailing voter pamphlets (sample ballot booklets), 3) established with the county registrar the number and boundaries of voter precincts (11 precincts were consolidated to create 5 precincts for the municipal election), 4) arranged for polling place locations, 5) recruited and appointed precinct officers, 6) ensured that candidates filed campaign expenditure statements, 7) mailed voter pamphlets to out-of-state voters and voters who had requested foreign language translations, and 8) published a Lawndalian article to encourage voter participation and posted election information on the City's website.

March 13 was the last day for residents to register to vote in time for the election and the first day voters could request vote-by-mail (absentee) ballots. The vote-by-mail application period lasted until April 4, during which time 516 ballots were mailed to voters and their applications or ballot envelopes sent to the county registrar's office for signature verification. Five applicants did not receive ballots due to name and/or address discrepancies between their applications and voter registration records. Though the applicants each received a letter explaining the discrepancy and requested information to rectify the discrepancy, no reply was ever received. An additional 15 voters applied for a vote-by-mail ballot but their applications were received after the deadline. (Five of these applications were received after election day.)

Other activities engaged in during the final weeks prior to the election included: 1) publication and posting of required notices, 2) continued recruitment of precinct officers as needed (three officers, including two inspectors, dropped out in the last week before the election), 3) administration of a second campaign expenditure filing period, 4) recruitment and appointment of other election boards to perform duties at the central counting place on election night, 5) coordination of election related activities by Municipal Services, Public Works, Cable Television and the Sheriff's departments, 6) receipt and inspection of precinct supplies and voting booths, and delivery to precinct inspectors, 7) training of precinct officers, 8) recordation of vote-by-mail voters in precinct rosters, 9) preparation of instructional materials for election night workers, and 10) participation in a survey by county registrar to determine handicap accessibility at the five polling places.

Election Day

Reports from and about the polling places and at least two staff inspections of each polling place during election day indicate a fairly smooth election. Unexpected efforts were required at Will Rogers Middle School to post extra signage directing voters to the library after the school relocated two polling places from the cafetorium on the day before the election. One precinct worker was unable to report for duty, but a substitute was immediately called in by the precinct inspector. The 159th Street entry into the Municipal Yard, the polling place for precinct 6, was inadvertently locked at 2:30 p.m. (the normal lock-up time), but soon reopened until 5:00 p.m. At that time the gate was again locked due to security concerns, with the consent and agreement of the precinct inspector, and after a sign had been posted to direct voters to the Manhattan Beach Boulevard entrance. Few calls were made by precinct officers to the City Clerk's Department during the course of the day to receive direction regarding unusual circumstances. One such call regarded a voter who was at the wrong polling place and had no transportation. The precinct officer was directed to allow the voter to cast his ballot provisionally.

Central counting place workers were assembled just after 5:00 p.m., at which time a light supper was provided, the workers were administered the Oath of Allegiance, and provided written and verbal instructions regarding their duties. Just after the polls closed at 7:00 p.m., the four-member absentee canvassing board was convened. At the request of the City Clerk, the panel confirmed that seven ballots should not be counted for failure to verify the signatures (five were not signed at all). The panel then individually unsealed 368 ballot envelopes, confirming that the signatures had been verified, and inspecting each ballot for damage and incomplete punches. The ballot processing board meanwhile performed logic and accuracy testing on the ballot counter to ensure accurate results.

Between the hours of 7:30 and 8:30 p.m., all five precincts delivered voted ballots, supplies and booths to the central counting place at City Hall. As each delivery was received, voted ballots were forwarded to the ballot inspection board to check for damage and incomplete punches, and manually counted as a cross-check of the precinct officers' counts. Vote-by-mail and provisional ballots, and other precinct supplies, which were delivered in sealed envelopes, sealed boxes or locked bins, were set aside for processing during the official canvass. Only one irregularity was noted, that being that the ballots for precinct 1 were delivered inside of the locked bin. However, the precinct inspector, who was present in the Council Chambers, complied with the City Clerk's request to enter the security area, unlock the bin, remove the ballots (which were themselves in a sealed box and sealed envelope), and relock the bin. As each precinct's ballots were counted, the preliminary results were posted on the overhead projector and distributed to staff for posting on the website, to a telephone receptionist to respond to public inquiries, and to members of the audience. Counts from all precincts and vote-by-mail ballots returned prior to election day were determined and the results posted/distributed by 8:40 p.m.

The Official Canvass

The official canvass commenced on Wednesday, April 12 and continued until April 18. A detailed examination was made of all precinct supplies, including verification of the number of voted ballots, provisional ballots, unused ballots, vote-by-mail ballots submitted at the polls, and examination of voter rosters and supplies. A few irregularities, which are not considered significant, were noted during the canvass. These and other findings of the canvass are as follows:

1. One precinct failed to deliver unused ballots in a sealed box. The box, however, was placed in the locked bin prior to delivery to the counting place. Examination of the unused ballots, verification of their count, and comparison of this information with information provided by the precinct officers led staff to determine that this was a case of simple human error.
2. Minor irregularities were found and rectified in the counts of ballots and voter signatures in the voter rosters.
3. As a result of one voter inquiry and the return of a few voter pamphlets by the post office, the City Clerk's department made an inquiry with Martin Chapman & Co. regarding the late mailing of voter pamphlets. It was discovered that the county registrar was unable to process all the late registrations (prior to the March 13 deadline to register) until after the canvass for the March 7 election was well underway and approximately 200 voter pamphlets were mailed via 1st class mail on April 3. The one voter who contacted the City Clerk's Department received the voter pamphlet after the election; it is unknown how many others were similarly delivered too late.
4. A comparison of vote-by-mail ballot envelopes against the precinct voter rosters revealed no evidence of double voting.
5. The number of voter signatures in three precinct voter rosters were recounted and confirmed to be equal to ballots returned.
6. A four member panel was convened on Monday, April 17 to 1) manually count provisional and vote-by-mail ballots received on election day and to 2) validate the machine ballot counter figures by performing a complete manual count of all ballots from one precinct. The machine counts were determined to be accurate.

In addition, a letter was received on April 19 from candidate Angelina Moller, in which she reported three occurrences which have been brought to her attention subsequent to the election. Her concerns are addressed elsewhere in this report and her letter is attached.

The Election Results

The City Clerk's Department has determined, as a result of the official canvass, 1) that there has been an accurate accounting of ballots received by precinct officers, ballots issued to the voters at the precincts and by mail, ballots returned from the voters at the precincts, at City Hall and by mail, and ballots spoiled, 2) that no ballots were returned unused or cancelled by the voter at the precincts and 3) that each voter cast only one ballot. The City Clerk's Department has further determined that there is agreement between the number of ballots returned at the precincts and signatures in the voter rosters. And finally, the City Clerk's Department is satisfied with the accuracy of the machine ballot counter, having performed a complete manual count of the ballots from one precinct.

The final results of the 2000 Lawndale General Municipal Election are therefore presented for the City Council's review in the form of the City Clerk's Certificate of Canvass, attached to Resolution No. CC-0004-39 as Exhibit "A". The certificate of canvass reports the following:

1. There were two candidates for the office of Mayor, Harold E. Hofmann and Angelina Gomez Moller, and Harold E. Hofmann was elected.
2. There were three candidates for the office of Member of the City Council, Nancy L. McKee, Neil K. Roth, and David J. Murry, Sr., and Nancy L. McKee and Neil K. Roth were elected.

3. Voter turnout for the election was 10.39% overall. For the first time, the City Clerk's Department has provided a breakdown by precinct which includes vote-by-mail and provisional balloting.

Additional Information Gathered

One notable feature of the April 2000 election is the low voter turnout figure. A lower than average turnout was predicted prior to the election, primarily because of two factors: 1) The Presidential primary election, which also included a record number of statewide measures, was held only one month prior to the Lawndale election. The extensive media coverage and advertising by the campaigns was predicted to greatly distract public attention from the municipal election. 2) The Lawndale ballot contained no controversial measures and only a small field of candidates.

Subsequent to the election, the City Clerk's Department surveyed the results of Lawndale elections over the past decade and is pleased to present the results of this survey for the City Council's information. It is interesting to note that 1) turnout for the 2000 election is the lowest in the decade, 2) in five of the nine elections, turnout has been in the 13 to 14% range, and 3) in the remaining three elections turnout ranged from a low 23.1% to an estimated high of 84.2%.

COMMISSION REVIEW

None required

LEGAL REVIEW

The City Attorney has reviewed Resolution No. CC-0004-39 and has approved it as to form.

FUNDING

None required

RECOMMENDATION

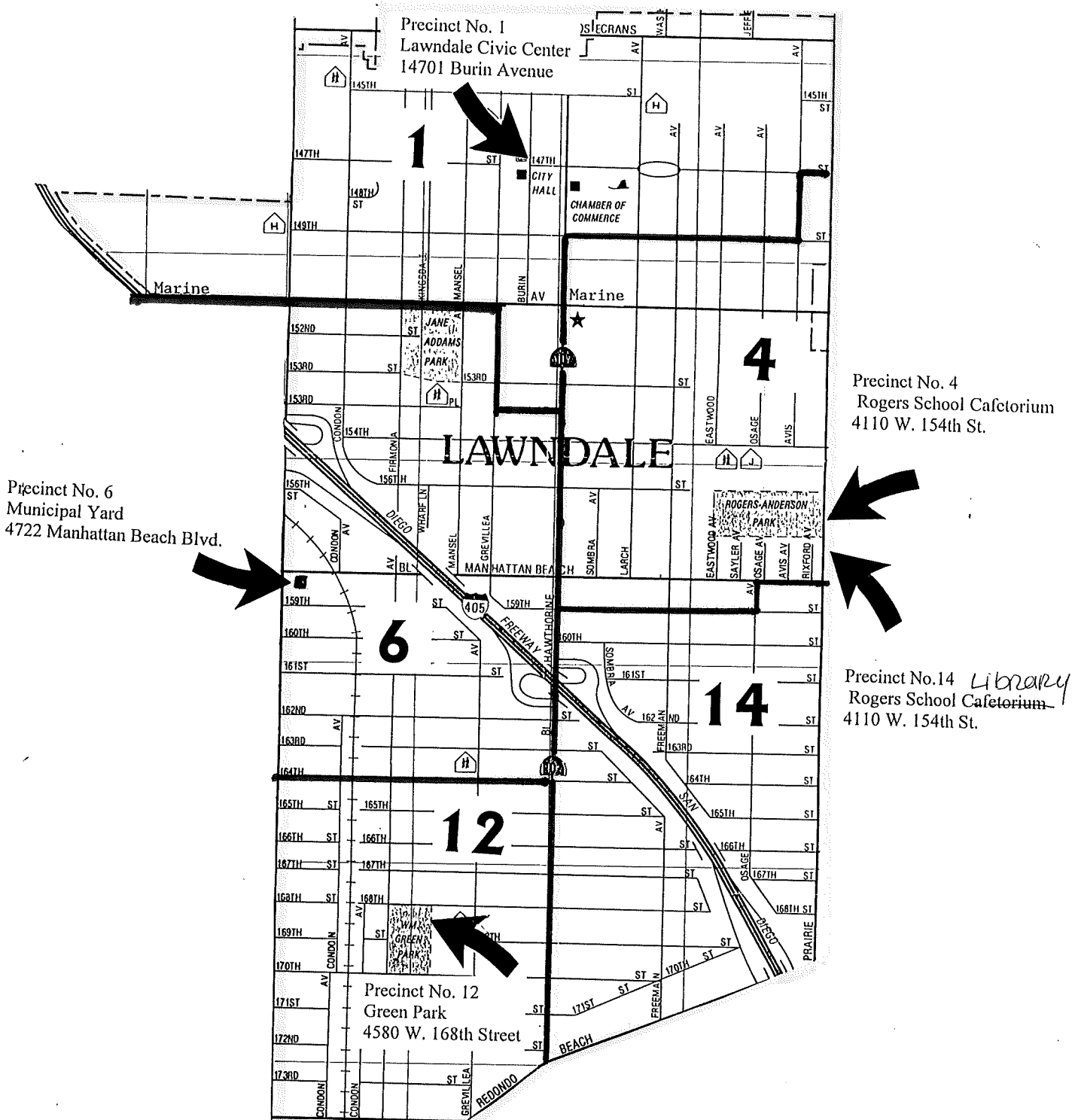
STAFF RECOMMENDS THAT the City Council:

1. Receive and file the City Clerk's report of the April 11, 2000 General Municipal Election, and
2. Approve the City Clerk's Certificate of Canvass and declare the results of the election by adopting Resolution No. CC-0004-39.

Attachments:

1. Precinct map
2. Unofficial results distributed on election night
3. Letter from Angelina Moller, dated April 19, 2000
4. Survey of election results, 1990-2000
5. Resolution No. CC-0004-39

PRECINCT LOCATION MAP



CITY OF LAWNDALE
GENERAL MUNICIPAL ELECTION
APRIL 11, 2000

CITY OF LAWDALE
GENERAL MUNICIPAL ELECTION
 APRIL 11, 2000

UNOFFICIAL RESULTS

| Precinct | MAYOR | | CITY COUNCIL | | | Total Ballots Cast at Precinct | Registered Voters | Turnout |
|-------------------------------|-----------------------|-------------------|---------------------|----------------|--------------|--------------------------------|-------------------|---------------|
| | Angelina Gomez Moller | Harold. E. Hofman | David J. Murry, Sr. | Nancy L. McKee | Neil K. Roth | | | |
| 1 | 59 | 143 | 61 | 149 | 131 | 203 | 2865 | 7.09% |
| 4 | 67 | 73 | 43 | 110 | 99 | 140 | 1888 | 7.42% |
| 6 | 45 | 104 | 46 | 114 | 88 | 150 | 1944 | 7.72% |
| 12 | 47 | 62 | 30 | 83 | 68 | 109 | 1984 | 5.49% |
| 14 | 34 | 64 | 34 | 76 | 55 | 98 | 1863 | 5.26% |
| AV's - 1st run | 103 | 259 | 78 | 283 | 260 | 368 | | |
| AV's - 2nd run & Provisionals | | | | | | | | |
| TOTAL VOTES CAST | 355 | 705 | 292 | 815 | 701 | 1068 | 10544 | 10.13% |

To: The Lawndale City Clerk
Date: April 19, 2000

I am reporting some events, which occurred during the April 11, 2000 City of Lawndale General Election which, should be kept in the City Clerk file. You may decide to investigate why these violations occurred and report the reasons back to me, as well as attach it to this report for the record.

- The voting locations at two precincts were changed the day before the election and the voters were not officially notified of the precincts changes. (Precincts 4 & 14) It was reported to me that some voters went to the wrong precinct and by the time they went to the right one they were turned away one minute late. (This happened to Eleanor Ballesteros at precinct 4-phone#3706597)
- The rear gate at precinct 6 was locked during the afternoon of the election and not opened till late in the afternoon (approximately at 4:00 p.m.) when an irate voter complained; it was noticed voters left without voting, they just drove by. (the precinct workers are aware situation existed and occurred)
- It was observed that the ballot box from precinct 1 was delivered unsealed to City Hall for the official count. C. Doty was told it was ok (verify with Charmaine Doty)

Thank you for your time,

Angelina Moller

Angelina Moller

RECEIVED
00 APR 19 PM 2:07
CITY CLERK'S OFFICE
LAWDALE, CALIFORNIA
PT

SURVEY OF ELECTION RESULTS 1990-2000

| Election Date | Offices Elected | Measures Voted Upon | Precinct Vote | ¹ AV & Prov Ballots | Total Ballots | Registered Voters | ² Turnout |
|---------------|--|---|---------------|--------------------------------|---------------|-------------------|----------------------|
| Apr 1990 | Mayor (4 candidates) Council (10 candidates) | None | 1,031 | 141 (12.0%) | 1,172 | 8,805 | 13.3% |
| Nov 1990 | Council (4 candidates) | None | 3,721 | 461 (11.0%) | 4,182 | N/A | (47.5%) |
| Apr 1992 | Mayor (3 candidates) Council (5 candidates) | General Plan Approval | 1,590 | 336 (17.4%) | 1,926 | 8,339 | 23.1% |
| Nov 1992 | No municipal officers (36th US Cong, 25th State Senate, 51st State Assembly, 2nd County Supervisorial, 4th Bd of Equal Districts) | General Plan Approval | 6,313 | 707 (10.1%) | 7,020 | N/A | (84.2%) |
| Apr 1994 | Mayor (2 candidates) Council (3 candidates) City Clerk (2 candidates) | Eminent Domain Prohibition | 1,101 | 110 (8.1%) | 1,356 | 9,260 | 14.6% |
| Apr 1996 | Mayor (2 candidates) Council (5 candidates) | None | 989 | 308 (23.7%) | 1,297 | 9,265 | 14.0% |
| Nov 1997 | No municipal officers (El Camino Comm Clg, CVUHSD, LESD) | 1) Appointed City Clerk 2) 2 Year Mayoral Term 3) 4 Year Mayoral Term | 1,030 | 325 (24.0%) | 1,355 | 9,765 | 13.9% |
| Apr 1998 | Mayor (2 candidates) Council (4 candidates) City Clerk (2 candidates) | Hawthorne Boulevard Revitalization Project expenditure | 1,057 | 422 (28.5%) | 1,479 | 9,937 | 14.9% |
| Apr 2000 | Mayor (2 candidates) Council (3 candidates) | None | 700 | 395 (36.1%) | 1,095 | 10,544 | 10.4% |

¹ The percentage of the total ballots returned which were absentee ballots is expressed within parentheses

² Where voter registration figures were unavailable, the most recently available figures were used and the percentage turnout expressed within parentheses