

**RESOLUTION NO. CC-0804-023**

**A RESOLUTION OF THE CITY COUNCIL  
OF THE CITY OF LAWNSDALE, CALIFORNIA,  
DECLARING THE RESULTS OF THE GENERAL MUNICIPAL ELECTION  
HELD ON APRIL 8, 2008,  
AND SUCH OTHER MATTERS AS PROVIDED BY LAW**

WHEREAS, a general municipal election was held and conducted in the City of Lawndale, California, on Tuesday, April 8, 2008, as required by law; and

WHEREAS, notice of the election was given in the time, form and manner as provided by law; voting precincts were properly established; election officers were appointed and in all respects the election was held and conducted and the votes were cast, received and canvassed and the returns made and declared in the time, form and manner as required by the provisions of the Elections Code of the State of California for the holding of elections in general law cities; and

WHEREAS, the city clerk has completed the canvass of returns of the election and has certified the results to this City Council, and the results are received, attached and made a part hereof as Exhibit "A".

NOW, THEREFORE, THE CITY COUNCIL OF THE CITY OF LAWNSDALE, CALIFORNIA, DOES RESOLVE, DECLARE, DETERMINE AND ORDER AS FOLLOWS:

SECTION 1. The whole number of ballots cast in the precincts except vote by mail voter ballots and provisional ballots was 626.

The whole number of vote by mail voter ballots cast in the City was 573, the whole number of provisional ballots cast in the City was 21, making a total of 1,220 ballots cast in the City.

SECTION 2. The names of persons voted for at the election for mayor were as follows:

Harold E. Hofmann  
James D. "Jim" Ramsey  
Fred Siegel

The names of persons voted for at the election for member of the City Council were as follows:

Angie Moller  
James Osborne  
Robert Pullen-Miles  
Jack Sims

The measure voted upon at the election was as follows:

Shall the City of Lawndale be authorized to build a new community center to house after-school youth programs; senior programs; increase opportunities for recreational, arts and cultural programs; and provide space for community meetings, special events, staffing and other community purposes; by spending more than one million dollars of City funds with no increase in City taxes and subject to citizens' oversight and annual independent audits?

SECTION 3. The number of votes given at each precinct and the number of votes given in the City to each of the persons above named for the respective offices for which the persons were candidates and for and against the measure were as listed in Exhibit "A", attached.

SECTION 4. The City Council does declare and determine that:


- a) Harold E. Hofmann was elected as mayor for the full term of two years;
- b) Robert Pullen-Miles was elected as member of the City Council for the full term of four years;
- c) James Osborne was elected as member of the City Council for the full term of four years;
- d) As a result of the election, a majority of the voters voting on the measure relating to the construction of a new community center did vote in favor of it, and the measure was carried, and shall be deemed adopted and ratified.

SECTION 5. The city clerk shall enter in the records of the City a statement of the results of the election showing: (1) the whole number of ballots cast in the City; (2) the names of the persons voted for; (3) the measure voted upon; (4) for what office each person was voted for; (5) the number of votes given at each precinct to each person, and for and against the measure; and (6) the total number of votes given to each person, and for and against the measure.

SECTION 6. The city clerk shall immediately make and deliver to each of the persons so elected a certificate of election signed by the city clerk and authenticated; the city clerk shall also administer to each person elected the oath of office prescribed in the Constitution of the State of California, and shall have them subscribe to it and file it in the office of the city clerk. Each and all of the persons so elected shall then be inducted into the respective office to which they have been elected.

SECTION 7. The city clerk shall certify to the passage and adoption of this resolution and enter it into the City's legislative records.

PASSED, APPROVED AND ADOPTED this 28th day of April, 2008.


  
Harold E. Hofmann, Mayor

ATTEST:


State of California            )  
County of Los Angeles        )     SS  
City of Lawndale             )

I, Paula Hartwill, City Clerk of the City of Lawndale, California, do hereby certify that the foregoing Resolution No. CC-0804-023 was duly approved and adopted by the City Council of the City of Lawndale at an adjourned regular meeting of said Council held on the 28th day of April, 2008, by the following roll call vote:

AYES:           Hofmann, Rhodes, Rudolph, Ramsey, Pullen-Miles  
NOES:           None  
ABSENT:        None  
ABSTAIN:       None

  
\_\_\_\_\_  
Paula Hartwill, City Clerk

APPROVED AS TO FORM:

  
\_\_\_\_\_  
Tiffany J. Israel, City Attorney

**ELECTION OFFICIAL'S CERTIFICATE OF CANVASS**

I, Paula Hartwill, City Clerk of the City of Lawndale, do certify that I have canvassed the returns of the general municipal election held on April 8, 2008, and find that the number of votes given at each precinct and the number of votes given in the City to persons voted for, the respective offices for which the persons were candidates, and the number of votes given for and against the measure were as follows:

**VOTES CAST - FINAL TABULATION**

CANDIDATE	PRECINCTS				Total	% of Vote
	1	4	7	9		
<b>MAYOR</b>						
J. Ramsey	78	41	68	87	274	23.7%
<b>H. Hofmann</b>	237	191	161	179	<b>768</b>	66.4%
F. Siegel	36	27	24	27	114	9.9%
<b>COUNCILMEMBER</b>						
A. Moller	147	92	105	132	476	24.7%
<b>J. Osborne</b>	198	144	125	116	<b>583</b>	30.2%
<b>R. Pullen-Miles</b>	189	157	150	190	<b>686</b>	35.6%
J. Sims	58	35	44	46	183	9.5%
<b>MEASURE A</b>						
<b>Yes</b>	243	184	187	197	<b>811</b>	75.8%
No	82	62	47	68	259	24.2%

In addition, in accordance with Section 15360 of the California Elections Code, a manual tally of all ballots from precinct 1 was conducted on April 14, 2008. No discrepancies were found between the electronic voting system and the manual tally.


  
\_\_\_\_\_  
Paula Hartwill, City Clerk

4/23/08  
\_\_\_\_\_  
Date



## CITY OF LAWNDALE

14717 BURIN AVENUE, LAWNDALE, CALIFORNIA 90260  
PHONE (310) 970-2100, FAX (310) 644-4556

DATE: April 28, 2008  
TO: Honorable Mayor and City Council  
FROM: Paula Hartwill, City Clerk  
PREPARED BY: Pamela L. Giamario, Assistant City Clerk   
SUBJECT: 2008 General Municipal Election - Declaration of Results

### BACKGROUND

The City of Lawndale's general election was held on Tuesday, April 8. In accordance with state law, the City Council must declare the results of the election and new officers must be installed no later than the fourth Friday subsequent to the election.

### STAFF REVIEW

This report includes summaries of 1) the election process generally, 2) efforts to support foreign language voters pursuant to the federal Voting Rights Act, 3) election day activities, 4) the official canvass, 5) the results of the election, and 6) voting trends.

The Election Process. On November 5, 2007, the City Council adopted four resolutions which officially initiated the election process. These resolutions called for the election to be held to elect a mayor for a two year term and two councilmembers for four year terms, and various other matters related to the conduct of municipal elections. On December 3, 2007, the City Council adopted a resolution adding to the ballot a measure seeking authorization to spend more than one million dollars to build a new community center.

The candidate nomination period opened on December 17, 2007 and ended January 11, 2008. During that period, eight individuals were issued nomination papers, were oriented to the requirements related to running for public office, and received a 300+ page candidate handbook. At the close of the regular nomination period, one incumbent had neither been issued nor filed a nomination paper, Mayor Pro Tem Virginia Rhodes. Therefore, the nomination period was extended one extra day as required by state law. By the close of the extended nomination period, three individuals had submitted nomination papers for the office of mayor and four individuals had submitted nomination papers for the office of member of the City Council, all of whom were later qualified to be included on the ballot.

Beginning in January and until election day, the City Clerk's Department engaged in the following activities: 1) posted notices as required by state law, some of which were also

published in three newspapers (Daily Breeze, La Opinion, Nguoi Viet), 2) coordinated the preparation and mailing of trilingual sample ballot pamphlets, 3) established the number and boundaries of voter precincts (consolidating the 23 county precincts into four city precincts), 4) arranged for polling places, 5) recruited and trained precinct officers including 10 individuals fluent in Spanish or Vietnamese, 6) assisted candidates with campaign finance disclosure requirements and other campaign issues, 7) ordered and assembled polling place supplies and voter informational material, 8) recruited workers to assist with the semi-official and final canvass of votes, 9) prepared instructional materials and supplies for election night activities, and 10) processed 263 vote by mail applications, mailed 1, 151 ballots to vote by mail voters, and verified the eligibility of vote by mail voters.

Pursuant to the City Council policy requiring candidates to pay translation, printing and mailing costs for their statements to be included in the sample ballot pamphlet, each candidate deposited the sum of \$1,200 upon submission of their statements. In early March, Martin & Chapman Co. submitted an invoice to the City for the actual cost of candidate statements. This resulted in a refund of \$108.75 being sent to each candidate.

The vote by mail voting period began on March 10 and ended April 7. During that time ballots were mailed to 888 permanent vote by mail voters and 263 voters who applied to vote by mail for only this election. An additional 5 voters applied for but were not issued vote by mail ballots because their applications were received after the deadline.

#### Support of Foreign Language Voters

The federal Voting Rights Act requires all jurisdictions in Los Angeles County to provide support to voters who are not English proficient and speak any of the following foreign languages: Chinese, Japanese, Korean, Spanish, Tagalog and Vietnamese. To determine which of these groups must be supported, the City depends largely on statistics provided by the Los Angeles County Registrar-Recorder. In general, if census data show that at least three percent of the population in a voting precinct is comprised of non-English proficient residents, voting materials must be translated into their native language.

Census data indicate that at least 10 percent of residents in all 23 precincts are non-English proficient Spanish speakers. Percentages of residents who are Vietnamese speakers range from 0.8 to 5.49 percent with an average of 2.87 percent. Therefore, the election ballots, the sample ballot pamphlet, notices required by law to be posted and published, and information posted on the city's website were all translated into Spanish and Vietnamese. Spanish notices were published in La Opinion and Vietnamese notices were published in Nguoi Viet.

The county registrar also suggests that if there are 20 or more voters in a precinct who have requested foreign language translations of election materials, there should be a bilingual poll worker able to assist them at the polls. Because in Lawndale there were 20 or more voters requesting Spanish translated materials in 11 precincts, on the day of the election, there was at least one Spanish bilingual poll worker at every polling place. Though voter statistics showed no precincts with at least 20 voters requesting Vietnamese translations, we did recruit Vietnamese poll workers for three of the four precincts. Staff follow-up with the poll workers revealed no particular foreign language voter difficulties.

Election Day

On election day, the city's four polling places, located at Fire Station 21, Bollinger Gymnasium, Jane Addams Middle School and the Wesleyan Church, were fully staffed and ready to assist voters on schedule. As usual, the polls were opened at 7:00 a.m. Reports from and about the polls and inspections by staff indicated a very quiet day with no notable problems. Only two calls were received from the public, both pertaining to election signs near polling places; these were resolved quickly.

However, one complaint was made by a candidate to the Secretary of State regarding the removal of a campaign sign. Having been dispatched to investigate the complaint, a state inspector contacted staff for further information, including the location of the sign. It was explained that the sign had been posted less than 100 feet from a polling place, contrary to state election law, and was also in the public right-of-way, contrary to city ordinance. The sign was therefore removed and a message was left for the candidate, informing him that the sign could be picked up at City Hall. Shortly thereafter, the investigation was halted and the City informed that the complaint was withdrawn.

Because of a change in City Council policy, unlike previous years, the polls remained open until 8:00 p.m. rather than closing at 7:00 p.m. A survey of precinct inspectors revealed that a number of voters did arrive to vote during that last hour, as follows:

<u>Precinct #</u>	<u># Voters After 7 p.m.</u>	<u>Total Voters</u>
1	8	185
4	11	161
7	5	133
9	<u>20</u>	<u>189</u>
Total	34	668

Nine election workers were assembled in City Hall just after 6:00 p.m. to conduct the semi-official canvass. The vote by mail processing board convened shortly after 7:45 p.m. Their duties included 1) confirming the eligibility of vote by mail voters, 2) ensuring that vote by mail ballots had correctly been sorted by precinct, and 3) removing the ballots from their sealed envelopes in preparation for ballot inspection. In addition, the board assisted in making the final determination that 14 vote by mail ballots should not be counted because the voter failed to sign the envelope as required by law, that eight ballots should not be counted because the signature on the envelope did not appear to match the voter registration file, and one ballot should not be counted because the voter had moved out of the city.

Precinct officers began to deliver voted ballots and supplies just prior to 9:00 p.m. As each delivery was received, voted ballots were forwarded to the ballot inspection board to check for damage and incorrectly marked ballots. All other materials, including vote by mail and provisional ballots, were set aside for processing during the final canvass.

In a departure from the past, vote by mail ballots were not processed separately from the precinct ballots. Rather, all ballots from each precinct, whether mailed or cast in person, were counted together. The preliminary totals were projected in the council chamber and posted on the City's website as each precinct's ballots were counted, beginning at approximately 10:15 p.m.

A minor delay was experienced during the tally of precinct 9 votes. The presence of a slightly damaged ballot caused ballot counter misfeeds, requiring the operator to process the deck three times before he was able to identify the problem ballot. Once that ballot was duplicated and replaced, the votes were quickly tallied.

All precinct vote counts were completed and posted by approximately 11:00 p.m. The results indicated that Harold Hofmann re-elected as mayor with 67% of the vote, Robert Pullen-Miles was re-elected as councilmember with 35% of the vote and James Osborne was elected for a first term as councilmember with 30% of the vote. It appeared that the ballot measure had passed with a 76% "yes" vote.

The Official Canvass

Pursuant to California Elections Code Section 15302, the official canvass includes a) an inspection of all precinct materials; b) reconciliation of the number of signatures on the roster with the number of ballots cast; c) reconciliation of the number of ballots counted, spoiled, canceled, or invalidated with the number of votes recorded; d) counting any valid vote by mail and provisional ballots not included in the semifinal official canvass; and d) reporting final results to the City Council.

The official canvass was conducted during the period April 9 through April 21. During the canvass, precinct ballots and vote by mail ballots were thoroughly audited to confirm that every ballot was accounted for, whether voted, spoiled or unused, and that records prepared by precinct officers were accurate. Additionally, vote by mail records and precinct rosters were reviewed for evidence of double voting. None was found.

Ballots not counted on election night included a) vote by mail ballots returned at the polls, b) provisional ballots returned at the polls and c) ballots received by mail on April 7 and 8 from voters whose eligibility had not yet been confirmed. Voter information and signatures were compared to voter registration records to determine which of these ballots should be counted.

A four member board was convened on April 14 to manually count 91 vote by mail and provisional ballots. In addition, the board performed a manual recount of all ballots from precinct 1 and verified that the election night ballot counter totals were accurate. To ensure accuracy of the results, separate tallies were taken by two teams. The figures were identical.

Upon completing the canvass, the City Clerk's Department concludes the following regarding voter participation in the 2008 general municipal election:

Turnout = 1,220

Voted at the polls	626
Voted provisionally at the polls	21
Submitted vote by mail ballots at the polls	21
Vote by mailed ballots received by mail	552

Ballots Not Counted = 36

Vote by mail and provisional ballots invalidated	26
Mailed ballots received after deadline	10



### The Election Results

The final vote tallies for the 2008 Lawndale general municipal election are now presented for the City Council's review and approval in the form of the Election Official's Certificate of Canvass, attached to Resolution No. CC-0804-023 as Exhibit "A". The resolution records various facts pertaining to the election, including the final results which were as follows: 1) Harold Hofmann was elected to the office of mayor for a full term of two years, 2) Robert Pullen-Miles and James Osborne were elected to the office of member of the City Council for full terms of four years, and 3) the ballot measure seeking voter authorization to spend more than one million dollars to construct a new community center passed.

### Voting Trends

Several years ago, the City Clerk's Department began compiling election data to track voter turnout. Turnout by precinct for the 2008 election is detailed in Attachment 2. We also report in that attachment, turnout for all elections from 1990 to present with general elections and special elections summarized in separate tables. The data show that this election's turnout of 12.1 percent is consistent with past general elections. For those eight elections, turnout ranged from a low of eight percent in 2006 to a high of 23 percent in 1992 for an average of 14%. It is interesting to note that four of the five lowest turnout elections occurred in the current decade.

Not surprisingly, turnout at special elections is much higher when the city election is consolidated with an election for county, state and federal offices. The City has had five special elections during the 18 year period, three of which occurred when Lawndale's voters chose their congressional representative, state senator, assembly member, and county supervisor. In those elections, overall turnout ranged from 38 to 84 percent.

The department has also closely followed voting by mail, as reported in Attachment 3. It is notable that since 2001, when the disability requirement was eliminated as a condition for permanent absentee status, the number of permanent vote by mail voters (PVBMs) has steadily increased from 43 in 2000 to 888 in 2008. Prior to that time, vote by mail voters were far more likely to actually vote because the vast majority were required to submit a written application for each election. Permanent vote by mail voters, on the other hand, automatically receive their ballots in the mail. Not surprisingly, the data show that over time, turnout of vote by mail voters has decreased. In 2000, just before the state law was changed, 71 percent of vote by mail voters cast their ballots compared to 50% this year. However, the 2008 figure is 10 percent higher than in 2006, perhaps due to the larger field of candidates and the presence of a ballot measure.

### COMMISSION REVIEW

None required

### LEGAL REVIEW

The City Attorney has reviewed Resolution No. CC-0804-023 and has approved it as to form.

### FUNDING

No additional funding required

RECOMMENDATION

The city clerk recommends that the City Council adopt Resolution No. CC-0804-023.

- Attachments:
- 1) Resolution No. CC-0804-023
  - 2) Voter turnout statistics
  - 3) Vote by mail turnout statistics

**VOTER TURNOUT**  
**2008 GENERAL MUNICIPAL ELECTION**

	PRECINCTS				TOTALS
	1	4	7	9	
<b>Ballots Cast at Precinct</b>	179	147	124	176	626
<b>Mailed &amp; Provisional Ballots Cast</b>	188	124	147	135	594
<b>Total Ballots Cast</b>	360	267	267	300	1,220
<b>Registered Voters</b>	2651	2183	2554	2732	10,120
<b>Voter Turnout</b>	13.6%	12.2%	10.5%	11%	12.1%

**GENERAL ELECTION VOTER TURNOUT**  
**1990-2008**

Year	Offices Elected (# candidates) Ballot Measures	Ballots Cast	Registered Voters	Turnout
2006	Mayor (1), 2 Council (3), City Clerk (2) None	812	9,987	8%
2000	Mayor (2), 2 Council (3) None	1,095	10,544	10.4%
2008	Mayor (3), 2 Council (4) Community center	1,220	10,120	12.1%
2002	Mayor (2 plus 1 write-in), 2 Council (5) City Clerk (3) a) Utility users tax, b) Safe and sane fireworks	1,449	11,200	12.9%
1990	Mayor (4), 2 Council (10) None	1,172	8,805	13.3%
1996	Mayor (2), 2 Council (5) None	1,297	9,265	14.0%
1994	Mayor (2), 2 Council (3), City Clerk (2) Eminent domain	1,356	9,260	14.6%
1998	Mayor (2), 2 Council (4), City Clerk (2) Hawthorne Blvd project	1,479	9,937	14.9%
2004	Mayor (3), 2 Council (8) None	1,542	9,387	16.4%
1992	Mayor (3), 2 Council (5) General Plan	1,926	8,339	23.1%

**SPECIAL ELECTION VOTER TURNOUT  
1990-2008**

<b>Year</b>	<b>Offices Elected (# candidates) Ballot Measures (Other offices on the ballot)</b>	<b>Ballots Cast</b>	<b>Registered Voters*</b>	<b>Turnout</b>
Nov 1997	No officers Appointed city clerk, two year mayoral term, four year mayoral term (El Camino Comm Clg, CVUHSD, LESD)	1,355	9,765	13.9%
Nov 2002	No officers Allow eminent domain in commercial & industrial zones (35th US Cong, 25th State Senate, 51st State Assembly, 2nd County Supervisorial, 4th Bd of Equal	3,859	10,156	38%
Nov 1990	1 Council (4)	4,182	N/A	47.5%*
Nov 2000	City Clerk (2) Raise public facilities expenditure limit (36th US Cong, 25th State Senate, 51st State Assembly, 2nd County Supervisorial, 4th Bd of Equal Districts	6,542 (5,349 for candidates, 4697 for measure)	10,728	60.9% (49.8% for candidates and 43.8% for measure)
Nov 1992	No officers Approve General Plan (36th US Cong, 25th State Senate, 51st State Assembly, 2nd County Supervisorial, 4th Bd of Equal Districts)	7,020	N/A	(84.2%)

\*Voter registration figures were not provided by the Los Angeles County Registrar-Recorder for this election. To estimate turnout, voter registration recorded for the April 2000 general election was used.

**VOTE BY MAIL VOTER TURNOUT 2000-08**

	<b>PVBMs</b>	<b>Voting PVBMs</b>	<b>% Return</b>	<b>AVBMs</b>	<b>Voting AVBMs</b>	<b>% Return</b>	<b>Total VBMs</b>	<b>Voting VBMs</b>	<b>% Return</b>
<b>2000</b>	43	21	49%	471	346	73%	514	367	71%
<b>2002</b>	301	151	50%	441	340	77%	742	491	66%
<b>2004</b>	409	215	54%	437	305	70%	846	520	61%
<b>2006</b>	714	224	31%	221	149	67%	935	373	40%
<b>2008</b>	888	372	42%	263	201	76%	1151	573	50%

PVBM = permanent vote by mail voters

AVBM = voters who applied to vote by mail for the single election